




The Quilter's Express January 2026

Official Newsletter of the Shiner Heritage Quilters



NEXT MEETING: TUESDAY, FEBRUARY 3, 2026

First United Methodist Church Fellowship Hall

Social time 5:30 pm — Meeting at 6:00 pm

Hostesses for February

Alice Janak
 Wilma Williams
 Sarah Collins
 Annette Meyer

73

Days until the Quilt Show

(as of January meeting)

On the February Agenda

- Welcome, Pledge of Allegiance, Birthdays, Sunshine & Shadows
- Guest Quilt - Altar Society of Moulton
- Great Big Show & Tell
 - Groups (Norma's House, Nursing Home)
 - Individuals
- Door Prizes
- Treasurer's Report, Approve Minutes
- Committee Reports
 - Block of the Month to start in April
 - Update from all Quilt Show Committees, including areas where help is needed

What's Next?

February

Great Big Show & Tell

March

Quilt Show Prep

April

Louann Fisher - One Block Wonder Quilts

(Two-Day Workshop April & June)

May

Swap Meet

Details inside!



The Quilter's Express January 2026

Official Newsletter of the Shiner Heritage Quilters



MINUTES OF THE JANUARY 6, 2026 SHINER HERITAGE QUILTERS MEETING

Linda opened the meeting at 5:50 p.m.

The Pledge of Allegiance was recited.

Darcy introduced our program for the evening conducted via zoom by presenter M.J. Kinman entitled, "Gems and Joy", which included an online trunk show that showcased beautiful quilts that she has made from fabric she painted herself. The technique she uses makes the quilts look like faceted diamonds and gemstones. It was very informative. The program ended at 7:00 p.m. and a break followed.

The meeting continued with Linda welcoming our guest, Christine Kell, and greeting our 37 guild members in attendance. She thanked the hostesses: Yolande Barnes, Margo Henderson, Rhonda Orsak and Nola Bohuslav for their delicious treats!

Sunshine and shadows: Carol read a reading in place of Toni who was recuperating from her lost voice. Quilt show countdown of 73 days!!!

The members were informed of the passing of Hazel Pfeil. A note was read from member Sarah Collins thanking everyone for their messages and prayers concerning her husband's accident.

Annette recognized our new member, Elizabeth Bohuslav. We have 74 followers on Facebook. Our new member list is now complete.

Show and Tell: 8 members shared their beautiful creations.

Carolyn Hilscher and Peggy Moore have made 4 bed quilts to present to people in Guatemala on the trip they will be taking with the Methodist Church.

Norma's House: 3 quilts received. Nursing Home: 6 quilts received

11 door prizes were then distributed by the hostesses. February hostesses: Alice Janak, Wilma Williams, Sarah Collins, Annette Meyer

Carol reported that she has a man working on a billboard design. She is looking for 3 locations to place these along Hwy.95. Irene has graciously offered the billboard site on their property. Upon approval of the design, it will take 3 days to complete.



The Quilter's Express January 2026

Official Newsletter of the Shiner Heritage Quilters



GUILD SEW DAYS • EVERY THIRD MONDAY

Until the Quilt Show next March, The Square Quilter is opening its doors just for us every third Monday, from 10:00 am until.... The primary focus is to work on items for the Boutique for the Quilt Show but it's also okay to work on your own personal projects. Bring your own machine and tools.

Here is a list of the remaining third Mondays:

Monday, February 16 • Monday, March 16

JANUARY PROGRAM • MJ KINMAN • TRUNK SHOW - GEMS & JOY

Thanks to MJ for a beautiful and inspiring lecture and trunk show.

MJ will be here in person in July teaching an all-day class focusing on Color Interaction. The class includes hands-on experimentation with color swatches and sewing a small block using one of MJ's freezer-paper-pieced gem patterns.

What did you all think about the video presentation format? Please let us know in the suggestion box.

TUESDAY, FEBRUARY 3 • GREAT BIG SHOW & TELL

Our February program will be dedicated to member Show & Tell. The Quilt Show is just around the corner – show off your latest finishes or last-minute works-in-progress, clever boutique items, family heirlooms or vintage finds.

TUESDAY, MARCH 3 • QUILT SHOW PREP


We will not have a program in March so we can focus on the Quilt Show.

This is also an election year for Guild officers. Please consider volunteering for the Nominating Committee to be formed at the March meeting.



The Quilter's Express January 2026

Official Newsletter of the Shiner Heritage Quilters



FRIDAY, MARCH 20 - SATURDAY, MARCH 21 • 2026 QUILT SHOW

All hands on deck! We have a bigger venue this year, and less time to set up. Wednesday and Thursday will be a whirl as we receive and hang the quilts and help the vendors get situated. We certainly expect that having professionals assemble the pipe-and-drape furniture will make it easier on our (and our husbands') backs, but there will still be a lot to do.

Please review the list of Quilt Show Committee descriptions in the member handbook and think about how you'd like to help. The Committee Chairs will be looking for volunteers! Also think about which committee(s) you might like to chair next time (several Chairs are "retiring" after this show), and use this Show to learn about what to do.

Please direct any general questions to Linda, the Quilt Show Chair. If you have specific questions, use the following list to find out who to ask.

- Publicity..... Irene, Toni
- Donation Quilt..... Rae Nell
- Donation Quilt Ticket Sales Bennie, Rose Mary
- Advertising Rae Nell, Margo
- Docents/Volunteers..... Nola
- Vendors Peggy, Brenda
- Challenge Block Annette, Mary
- Awards..... Gladys, Margo, Marilyn
- Entries Darcy, Charlene, Joyce
- Printed Program Peggy, Darcy
- Boutique..... Kathleen, Bernadette
- Decorations Rae Nell, Margo
- Raffle Baskets Nola, Wilma



The Quilter's Express January 2026

Official Newsletter of the Shiner Heritage Quilters



TUESDAY, APRIL 7 (DAYTIME) • LOUANN FISHER • ONE BLOCK WONDER WORKSHOP (PART 1) • \$75

This is a TWO DAY workshop, but not two CONSECUTIVE days! The first workshop will be the day of our April meeting, and the second workshop will be the day of our June meeting. The \$75 workshop fee includes both days.

You will need to bring SEVEN identical panels of your choice. The panels are NOT included in the workshop fee.

During the first day of the workshop, Louann will explain the process and students will cut the panels and organize the pieces. There may not be time to start sewing, so machines are optional on the first day.



TUESDAY, APRIL 7 (MEETING) • LOUANN FISHER • ONE BLOCK WONDER TRUNK SHOW

Louann Fisher will discuss the One Block Wonder technique and share some of her beautiful quilts.

Louann says, “I have been a quilter for 30 years. I discovered One Block Wonder panel quilts a few years ago, fell in love with the concept, and had to make one. Now I see panels in a whole new way....might it work for a OBW?? I love teaching and guiding others through the process because I get see all their new creations and I don't have to make every one of them myself! Every OBW panel quilt I make teaches me something new and I can't wait to share it with my students.”



TUESDAY, MAY 5 • SWAP MEET

Clean out your craft room! Your trash may be someone else's treasure, and you'll have space for all the nifty stuff you'll bring home. Items do not have to be quilting-related. No money changes hands—if you're not willing to give it away, don't bring it. If anything is left and you don't want to take it back home, we will gather it up and donate it to the Shiner Pilot Club Thrift Store.

TUESDAY, JUNE 2 (DAYTIME) • LOUANN FISHER • ONE BLOCK WONDER WORKSHOP (PART 2)

We will have the second day of Louann's workshop during the day before our June meeting. The second day covers composition and assembly. (You have been sewing all those triangles together over the last two months, right?)

SATURDAY, JULY 18 • MK KINMAN • COLOR THEORY WORKSHOPS • \$50

Note: this is NOT our regular meeting day!



MJ has developed new classes around the research she has been doing in color theory.

This Color Theory workshop includes two segments. In *Lights, Camera, Action!* MJ explains how to apply the rules of color interaction to add sparkle and focal points to a quilt, while *Lit from Within* focuses on creating a dramatic glow with your fabric choices.


We will learn about these color rules and then sew a freezer-paper pieced gemstone block, using the color interaction principles.





The Quilter's Express January 2026

Official Newsletter of the Shiner Heritage Quilters



OTHER GUILD SHOWS & EVENTS



EXHIBIT SCHEDULE

2026 UPCOMING EXHIBITS

JANUARY 8-APRIL 25


Art to Art Challenge
Denise Burkitt
International Quilt Festival
Judged Show 2025 Prizewinners
(sponsored by Gene Reynolds & Associates, CPA)

MAY 21-AUGUST 29

My America...What It Means to Me
Framed Center/Medallion Kitty
Pippin—Japanese Fabrics/
Influence (sponsored by the
Lucille Gaebler Kien Fund)

SEPTEMBER 3-DECEMBER 19

Quiltworx
Tobacco Silk Quilts
Teresa Wong:
Completed Antique Quilt Tops



CUPID'S QUEST SHOP HOP



February 5-7, 2026
THUR. AND FRI. 9AM - 5PM
SAT. - 9AM - 4PM

1 GRAND PRIZE WINNER
\$100 gift card from EACH STORE!

5 Runner Up WINNERS
1 winner from each store - will receive a Shop Quilt Kit

Daily Door Prize WINNERS
1 winner from each store each day!
Winner will get a \$50 gift basket

Two Chicks Quilting Ganado

Quilter's Patch Victoria

My Fabric Friends Victoria

Seams Like Home Yorktown

The Square Quilter Shiner



807 N Ave D, Shiner, TX 77984
(361) 594-8022

Normal Business Hours:
Sunday & Monday: Closed
Tuesday - Friday: 10am - 5pm
Saturday: 9am - 1pm



Applique Club
1/22/2026, 10:30a-3:30p
Instructor: Mary
Attendance Fee: \$10.00
Bring or purchase any Lori Holt templates and come sew with Mary. She will be available to assist and share tips with fellow appliquers.




Beginning Applique
1/31/2026, 9:00a-1:00p
Instructor: Mary
Attendance Fee: \$15.00
Bring or purchase any Lori Holt applique templates.





The Quilter's Express January 2026

Official Newsletter of the Shiner Heritage Quilters



2026 CALENDAR

January

Tuesday, January 6 Meeting - MJ Kinman Gems & Joy Lecture & Trunk Show

February

Tuesday, February 3 Meeting - Great Big Show & Tell

Friday, February 6 Deadline for Quilt Show Entry forms

March

Tuesday, March 3 Meeting - Quilt Show Prep, Nominating Committee Formation

Wednesday, March 18 Drop off your quilts at the KC Hall

Wednesday, March 18 Quilt Show set up

Thursday, March 19 Quilt Show set up

Friday, March 20 Quilt Show 2026

Saturday, March 21 Quilt Show 2026

April

Tuesday, April 7 Workshop - Louann Fisher - One Block Wonder (Part 1)

Meeting - Louann Fisher - Trunk Show

May

Tuesday, May 5 Meeting - Swap Meet, Officer Nomination

June

Tuesday, June 2 Workshop - Louann Fisher - One Block Wonder (Part 2)

Meeting - Bingo, Officer Election


July

Tuesday, July 7 Meeting - 4th of July Dinner

Saturday, July 18 Workshop - MJ Kinman - Color Interaction

August

Tuesday, August 4 Meeting - Budget, Installation of New Officers



SHOW AND TELL




Charity Quilts



Marilyn, Yolande



Alice, Lillie



SHOW AND TELL



Yolande, Carolyn, Peggy




Bernadette, Annette



The Quilter's Express January 2026

Official Newsletter of the Shiner Heritage Quilters



ODDS & ENDS


2026 Quilt Show Entry Forms

Here are links for the [entry form](#), [instructions](#), and [quilt sleeve handout](#).



Do you have news about upcoming shows, shop hops, or other quilty events?

Forward the info to Darcy at SHQPrograms@gmail.com.

"Quilt of Many Colors"
King size donation quilt *
Tickets \$1 ea. or 6 for \$5
* Quilt drawing on 3/21/26 at 3 PM

2026
SHINER HERITAGE QUILTERS
"Spring into Quilting" Show

2026
SHINER HERITAGE QUILTERS
"Spring into Quilting" Show

Friday and Saturday
MARCH 20 & 21, 2026
9:30 am - 3:30 pm

Shiner KC Hall
122 S. Ave G
Shiner, TX 77984

Admission: \$8
Children 12 and under free

Quilts, wall hangings,
special block challenge, vendors,
guild boutique, food & drink
Free Vendor Demos

Meets the first Tuesday of every month at
Shiner Methodist Church at 5:30 pm
Visitors Welcome!

www.shinerheritagequilters.org
Find us on Facebook! Shiner Heritage Quilt Guild

The mission of the Shiner Heritage Quilters is to promote the appreciation of quilt making and related needle arts, to offer opportunities to educate members and the community in traditional and contemporary quilting techniques, to preserve the heritage of quilting through interaction with community members, and to provide a supportive, positive atmosphere for the sharing of knowledge and ideas.

Shiner Heritage Quilters Show Entry Form

Friday - Saturday, March 20 - 21, 2026

Please complete one entry form per quilt. *This form must be postmarked by February 6th, 2026.*

Mail to: Shiner Heritage Quilters, PO Box 152, Shiner, TX 77984

Name: _____

Title of entry or
pattern name: _____

E-mail: _____ Phone: _____

Size (in inches) Length: _____ Width: _____

Category (choose one of the following five categories)

*The Large Quilt category includes bed-sized quilts from twin to king, and large throws or wall quilts
at least 80 inches in either dimension (length or width)*

___ **Large, Machine Quilted**

___ **Large, Hand Quilted**

*The Small Quilt category includes crib or baby quilts, and small throws or wall quilts
less than 80 inches in both dimensions (length and width)*

___ **Small, Machine Quilted**

___ **Small, Hand Quilted**

*The Youth Quilt category includes quilts of **any size** made by a person aged **17 or younger***

___ **Youth Quilt (any size)**

Pieced by: _____ Quilted by: _____

Name of person authorized
to pick up the quilt after the show: _____

If you have multiple entries, please indicate your priority preference for **this** entry. (Entries will be accepted as space allows.)

___ 1st choice ___ 2nd choice ___ 3rd choice ___ 4th choice

Quilt Story _____

IMPORTANT: HOLD HARMLESS AGREEMENT

I agree to release the Shiner Heritage Quilters and the Shiner KC Hall from all liability for any loss, damage, or theft of any article entered by me in the Shiner Heritage Quilters Show 2026. I give permission for photographs of my entry to be published in area newspapers and on the Shiner Heritage Quilters' website and social media.

Signature _____ Date _____

Quilt Entry Instructions – Shiner Heritage Quilters Show

Friday and Saturday March 20 & 21, 2026

You are invited to submit entries for the 2026 quilt show. Complete one entry form for each item you wish to enter. **Entry forms must be postmarked by Friday, February 6, 2026.**

Limit 4 entries per person. The entries will be accepted as display space allows. If you have multiple entries, you are asked to prioritize your entries on each entry form. Quilts that were exhibited in previous Shiner quilt shows are not eligible for the 2026 show.

The 2026 Shiner Heritage Quilters Show categories open to the public are:

- **Large Quilts Machine Quilted:** Bed sized quilts from twin to king size and large throws.
- **Large Quilts Hand Quilted:** Bed sized quilts from twin to king size and large throws.
- **Small Quilts Machine Quilted:** Baby quilts and small throws.
- **Small Quilts Hand Quilted:** Baby quilts and small throws.
- **Youth Quilts:** age 17 and under, any size.

All quilt entries must be clean and constructed of fabric. Quilts may be machine quilted, hand quilted or tied. All quilts must be bound or otherwise finished. Quilts wider than 90" may have to be gathered slightly to fit the quilt poles. Wall hangings, table runners, etc. are acceptable—use the longest dimension to determine the size category. Quilts with one or both dimensions 80" or longer are considered Large. Quilts with both dimensions less than 80" are considered Small. The Guild may reclassify odd-sized items at our discretion.

SLEEVES: All quilts larger than 30" wide will need sleeves. *For quilts longer than 92", attach the top of the sleeve 90" from the bottom edge of the quilt.* Please see the instruction sheet for directions for making sleeves for hanging quilts.

IDENTIFICATION: Make two matching fabric labels including your name, address, phone number **and the name of the quilt** as it appears on your entry form. Sew or baste one label to the bottom of the back of your quilt. Each quilt should be placed in a separate pillowcase or cloth bag. Attach the second matching label to this bag. Having the name of the quilt on the outside of the bag will help speed things along and identify your quilt easily.

DELIVERY OF ENTRIES: Deliver your entries to the **Shiner KC Hall, 102 S Ave G**, Shiner (two blocks south of Hwy 90A at 1st Street) on **Wednesday, March 18, 2026, from 10:30 am to 6:30 pm**. If you need to deliver at another time, please call Darcy Curtin at (832) 805-5222 to make special arrangements.

For your protection, you will receive a CLAIM CHECK for each entry at the time of check in. You will need this CLAIM CHECK to pick up each of your entries on Saturday after the show.

RETURN OF ENTRIES: No entry may be removed before the closing of the show. All entries can be picked up after the show has closed on Saturday March 21, 2026, between 4:00 pm and 6:00 pm. The person picking up the entry **MUST** have the claim check given on Wednesday. If someone other than the owner is picking up the item, his or her name must be on the claim check.

QUILT STORY: Please take the time to write the story of your quilt. Why was it made? Who was the quilt for? Is the quilt your original design or did you use a pattern or kit? Include any prizes the quilt has won and information of historical or sentimental significance. The story should be 50 words or less. We reserve the right to edit for clarity and length if necessary.

ENTRIES FOR SALE: Your entry may be identified for sale, but the Guild will not be involved directly in the sale of any entry.

Quilt Sleeve Instructions

How to sew a sleeve on the back of your quilt after binding


Sewing a sleeve on the back of your quilt makes it easy to hang the quilt for display at home or in a quilt show. The quilt sleeve can be permanent or temporary and it can be sewn on after or at the same time you apply the binding.

Sew on a Sleeve after Binding the Quilt:

1. Cut or piece together a piece of fabric to make a strip 9" tall and the same width as your quilt.
2. Fold under short edges $\frac{1}{4}$ " twice, toward the wrong side of the fabric to make a hem. Press, and sew a straight or zigzag seam to hem the sleeve.
3. Now, with the strip lengthwise, wrong sides together, align the raw edges and sew together with a $\frac{1}{2}$ " seam allowance. Press the seam allowance open.
4. Place the open seam allowance against the quilt's back. Center and pin the top edge of the tube to the back of the quilt, about $\frac{1}{2}$ " below the binding.
5. Use a whipstitch to sew the top edge of the tube to the quilt backing. Stitch into the batting occasionally to help strengthen the seam.
6. Smooth the sleeve downward along the quilt back, and then make a $\frac{1}{2}$ " fold along its length to create a pleat. Leaving the pleat intact, pin the sleeve bottom to the quilt.
7. Whipstitch the lower edge of the sleeve to the quilt. Remove pins. The sleeve will pooch out a bit to allow space for the hanging rod.
8. Whipstitch the back edges of the sleeve to the quilt. Leave the front edges unsewn to allow for rod insertion.



Fold sides and sew.



Sew lengthwise, wrong sides together.
Press seam open.



After sewing to quilt, sleeve will pooch out to allow space for rod.