




The Quilter's Express October 2025

Official Newsletter of the Shiner Heritage Quilters



NEXT MEETING: TUESDAY, NOVEMBER 4, 2025

First United Methodist Church Fellowship Hall

Social time 5:30 pm — Meeting at 6:00 pm

Hostesses for November

Margo Henderson
 Bennie Gerdes
 Rose Mary Havlik
 Suzanne Sestak
 Janet Zabransky
 Theresa Belicek

157

Days until the Quilt Show

(as of October meeting)

On the November Agenda

- Welcome, Pledge of Allegiance, Birthdays, Sunshine & Shadows
- Show & Tell (Groups and Individuals)
- Door Prizes
- Program - Debbie Novosad - Folded Log Cabin
- Treasurer's Report, Approve Minutes
- Committee Reports:
 - Quilt Show Committees (various)
 - Christmas Block (Margo)
 - Christmas Dinner (Brenda, Wilma)

What's Next?

November

Folded Log Cabin

December

Christmas Dinner

January

MJ Kinman - Gems & Joy

February

Great Big Show & Tell

March


Quilt Show Prep

Details inside!



The Quilter's Express October 2025

Official Newsletter of the Shiner Heritage Quilters



MINUTES OF THE OCTOBER 14, 2025 SHINER HERITAGE QUILTERS MEETING

President Linda Parr called the meeting to order at 6:00 p.m. with 33 members and 1 guest present.

The Pledge of Allegiance was recited. She thanked the hostesses for the evening: Irene Cerny, Toni Rogers, Laura Kaspar and Carolyn Hilscher.

Annette reported all member dues have been collected.

Toni recited a poem, "A Christian Pumpkin," and our Quilt Show Countdown of 157 days!!

Sunshine and Shadows were shared by the members. Toni reported that on Halloween night the Methodist Church will sponsor a Trunk & Treat from 5-7 p.m. in the Methodist Church Activity Center.

Show and Tell followed with 8 members displaying their work. There were several completed Block of the Month quilts.

Darcy presented a very informative slide show program entitled, "Impressions from the International Quilt Festival," held in Houston this past week. Other members who attended the festival shared their experiences.

Darcy informed the group of our upcoming programs for November, December, and January.

Door prizes were distributed.


Karin gave the Treasurer's Report:	CHECKING:	\$5,275.92
	SAVINGS:	\$11,230.67
	TOTAL:	\$16,506.59

Karin reported that a financial review of our records was performed and all accounts are in order. She thanked Charlene and Peggy for their assistance in this matter. Karin also spoke to the new Cadence Bank and we will not be charged any service fees as we are a nonprofit 5013C organization. We must maintain a \$500 minimum balance to receive this benefit.



The Quilter's Express October 2025

Official Newsletter of the Shiner Heritage Quilters



There were no corrections to the September minutes. A motion was made by Charlene to approve and seconded by Rose Mary. All approved by sign.

Debbie had no correspondence to share.

Under Committee Reports:

BLOCK OF THE MONTH: Our 9 quilt block program is completed and the Christmas blocks must be ready to turn in at the November meeting.

NORMA'S HOUSE: Laura reported 87 total quilts made.

NURSING HOME: Bernadette reported 70 quilts made.

KATHY RISKE CAMP MYSTIC QUILTS: Rae Nell said the 15 quilts are all completed and she will deliver them to Kerrville.

SCRAPBOOK CHAIRMAN (HISTORIAN): Marilyn has graciously volunteered to take the position!

The various **QUILT SHOW COMMITTEE CHAIRMEN** gave an update on their progress.

CHRISTMAS PARTY COMMITTEE: Brenda informed the group that Lisa Berckenhoffr from Hallettsville will provide our meal. Desserts will be provided. There was a discussion on whether we will charge the members the \$5 registration fee. It was decided we would. The members planning to attend should bring their \$5 to the November meeting. There will be a Chinese Christmas gift exchange worth a minimum of \$20.


Discussion followed on whether we would like to change the starting time of our fall to winter meetings due to early darkness. Linda asked for a show of hands and it was decided to keep the meetings beginning at 6:00 p.m.

Linda asked the membership present to think about and decide if they liked the flipflopped schedule that this meeting included, with the Show and Tell and Door Prizes and Program being done before the business meeting. Linda explained that we are just trying out other meeting formats as nothing is written in stone. Adjustments can be made.



The Quilter's Express October 2025

Official Newsletter of the Shiner Heritage Quilters



Linda adjourned the meeting at 8:40 p.m.

Submitted by: Secretary, Debbie Novosad

Debbie Novosad

GUILD SEW DAYS • EVERY THIRD MONDAY


Until the Quilt Show next March, The Square Quilter is opening its doors just for us every third Monday, from 10:00 am until.... The primary focus is to work on items for the Boutique for the Quilt Show but it's also okay to work on your own personal projects. Bring your own machine and tools.

Here is a list of the remaining third Mondays:

Monday, November 17 • Monday, December 15 • Monday, January 19 •
Monday, February 16 • Monday, March 16

OCTOBER PROGRAM • IMPRESSIONS FROM THE INTERNATIONAL QUILT FESTIVAL


The show has very strict guidelines about sharing pictures from the exhibits. The artists retain all rights to their designs, and no images may be used for commercial purposes or on items such as t-shirts, mugs, note cards etc. Pursuant to these guidelines, I've added watermarks to the slides before uploading them to share with you here. Please click through the photo below to see the pictures I showed at the meeting along with many more. Enjoy!





The Quilter's Express October 2025

Official Newsletter of the Shiner Heritage Quilters



TUESDAY, NOVEMBER 4 • FOLDED LOG CABIN

At the November meeting, we will learn a bit of history behind the Manx folded log cabin technique and how to make these interesting textural blocks. We will provide small kits so everybody can try their hand at making a block. One neat thing about a quilt made this way is you don't need batting as the layers of fabric provide weight and warmth.

You can sew these blocks by hand or with a machine. We will set up several machines at the meeting (no need to bring yours). Please do bring needle, thread, and snips, in case you'd like to try hand stitching a few rows.

TUESDAY, JANUARY 6 • MJ KINMAN • TRUNK SHOW - GEMS & JOY

Let's start the New Year with some New Technology!
We have rescheduled MJ's lecture for the January meeting, via the internet, using the monitor and sound system in the meeting room.

We are excited to try this as it opens up a lot of opportunity for instructors to "visit" us without needing to travel.



TUESDAY, FEBRUARY 3 • GREAT BIG SHOW & TELL

Our February program will be dedicated to member Show & Tell. The Quilt Show is just around the corner – show off your latest finishes or last-minute works-in-progress, clever boutique items, family heirlooms or vintage finds.

TUESDAY, MARCH 3 • QUILT SHOW PREP

We will not have a program in March so we can focus on the Quilt Show.



The Quilter's Express October 2025

Official Newsletter of the Shiner Heritage Quilters



FRIDAY, MARCH 20 - SATURDAY, MARCH 21 • 2026 QUILT SHOW

All hands on deck! We have a bigger venue this year, and less time to set up. Wednesday and Thursday will be a whirl as we receive and hang the quilts and help the vendors get situated. We certainly expect that having professionals assemble the pipe-and-drape furniture will make it easier on our (and our husbands') backs, but there will still be a lot to do.

Please review the list of Quilt Show Committee descriptions in the member handbook and think about how you'd like to help. The Committee Chairs will be looking for volunteers! Also think about which committee(s) you might like to chair next time, and use this Show to learn about what to do.

Please direct any general questions to Linda, the Quilt Show Chair. If you have specific questions, use the following list to find out who to ask.

- Publicity..... Irene, Toni
- Donation Quilt..... Rae Nell
- Donation Quilt Ticket Sales Bennie, Rose Mary
- Advertising Rae Nell, Margo
- Docents/Volunteers..... Nola
- Vendors Peggy, Brenda
- Challenge Block Annette, Mary
- Awards..... Gladys, Margo, Marilyn
- Entries Darcy, Charlene, Joyce
- Printed Program Peggy, Darcy
- Boutique Kathleen, Bernadette
- Decorations Rae Nell, Margo
- Raffle Baskets Nola, Wilma



The Quilter's Express October 2025

Official Newsletter of the Shiner Heritage Quilters



TUESDAY, APRIL 7 (DAYTIME) AND TUESDAY, JUNE 2 (DAYTIME) • LOUANN FISHER • ONE BLOCK WONDER WORKSHOP (PART 1) • \$75

This is a TWO DAY workshop, but not two CONSECUTIVE days! The first workshop will be the day of our April meeting, and the second workshop will be the day of our June meeting. The \$75 workshop fee includes both days.

You will need to bring SEVEN identical panels of your choice. The panels are NOT included in the workshop fee.

During the first day of the workshop, Louann will explain the process and students will cut the panels and organize the pieces. There may not be time to start sewing, so machines are optional on the first day.

TUESDAY, APRIL 7 (MEETING) • LOUANN FISHER • ONE BLOCK WONDER TRUNK SHOW

Louann Fisher will discuss the One Block Wonder technique and share some of her beautiful quilts.


Louann says, "I have been a quilter for 30 years. I discovered One Block Wonder panel quilts a few years ago, fell in love with the concept, and had to make one. Now I see panels in a whole new way... might it work for a OBW?? I love teaching and guiding others through the process because I get see all their new creations and I don't have to make every one of them myself! Every OBW panel quilt I make teaches me something new and I can't wait to share it with my students."





The Quilter's Express October 2025

Official Newsletter of the Shiner Heritage Quilters



TUESDAY, MAY 5 • SWAP MEET

Clean out your craft room! Your trash may be someone else's treasure, and you'll have space for all the nifty stuff you'll bring home. Items do not have to be quilting-related. No money changes hands—if you're not willing to give it away, don't bring it. If anything is left and you don't want to take it back home, we will gather it up and donate it to the Shiner Pilot Club Thrift Store.

TUESDAY, JUNE 2 (DAYTIME) • LOUANN FISHER • ONE BLOCK WONDER WORKSHOP (PART 2)

We will have the second day of Louann's workshop during the day before our June meeting. The second day covers composition and assembly. (You have been sewing all those triangles together over the last two months, right?)

SATURDAY, JULY 18 • MK KINMAN • COLOR THEORY WORKSHOPS • \$50

Note: this is NOT our regular meeting day!




MJ has developed new classes around the research she has been doing in color theory.

This Color Theory workshop includes two segments. In *Lights, Camera, Action!* MJ explains how to apply the rules of color interaction to add sparkle and focal points to a quilt, while *Lit from Within* focuses on creating a dramatic glow with your fabric choices.

We will learn about these color rules and then sew a freezer-paper pieced gemstone block, using the color interaction principles.





BLOCK OF THE MONTH • CHARITY QUILTS



Completed BotM Quilts: Marilyn, Brenda, Rose Mary, Bernadette




Charity Quilts



The Quilter's Express October 2025

Official Newsletter of the Shiner Heritage Quilters



SHOW AND TELL



Bernadette, Charlene, Nola, Alice



Alice, Bernadette




Bernadette, Sarah



The Quilter's Express October 2025

Official Newsletter of the Shiner Heritage Quilters



SHOW AND TELL



Sarah, Debbie, Rose Mary



Rose Mary

OTHER GUILD SHOWS AND EVENTS



AUGUST 26-DECEMBER 20, 2025

Andrea Brokenshire
Quilt Journey

Linda Blust Birds

2023 Biennial Quilt Study:
Blues Used Before 1900

Traditional Quilts of
Diane Miller



**Mark your calendars for
Rudy's Run in November**


Thursday, 11/20: 9a - 5p
Friday, 11/21: 9a-5p
Saturday, 11/22: 9a-4p

Participating Shops:
 The Square Quilter
 Two Chicks Quilting
 Seams Like Home
 Quilters Patch
 My Fabric Friends



The Quilter's Express October 2025


Official Newsletter of the Shiner Heritage Quilters



ODDS & ENDS


2026 Quilt Show Entry Forms

Here are links for the [entry form](#), [instructions](#), and [quilt sleeve handout](#).



We have rearranged the meeting agenda to better suit the shorter daylight hours.

We will have the social events first, then the program, and finally the business meeting. While we certainly hope that everyone can participate through the whole meeting, it is always okay to leave at any time. Please be safe and use your best judgment as we get into the darker evenings.



Do you have news about upcoming shows, shop hops, or other quilting events?

Forward the info to Darcy at SHQPrograms@gmail.com.



The mission of the Shiner Heritage Quilters is to promote the appreciation of quilt making and related needle arts, to offer opportunities to educate members and the community in traditional and contemporary quilting techniques, to preserve the heritage of quilting through interaction with community members, and to provide a supportive, positive atmosphere for the sharing of knowledge and ideas.

Shiner Heritage Quilters Show Entry Form

Friday - Saturday, March 20 - 21, 2026

Please complete one entry form per quilt. *This form must be postmarked by February 6th, 2026.*

Mail to: Shiner Heritage Quilters, PO Box 152, Shiner, TX 77984

Name: _____

Title of entry or
pattern name: _____

E-mail: _____ Phone: _____

Size (in inches) Length: _____ Width: _____

Category (choose one of the following five categories)

*The Large Quilt category includes bed-sized quilts from twin to king, and large throws or wall quilts
at least 80 inches in either dimension (length or width)*

___ **Large, Machine Quilted**

___ **Large, Hand Quilted**

*The Small Quilt category includes crib or baby quilts, and small throws or wall quilts
less than 80 inches in both dimensions (length and width)*

___ **Small, Machine Quilted**

___ **Small, Hand Quilted**

*The Youth Quilt category includes quilts of **any size** made by a person aged **17 or younger***

___ **Youth Quilt (any size)**

Pieced by: _____ Quilted by: _____

Name of person authorized
to pick up the quilt after the show: _____

If you have multiple entries, please indicate your priority preference for **this** entry. (Entries will be accepted as space allows.)

___ 1st choice ___ 2nd choice ___ 3rd choice ___ 4th choice

Quilt Story _____

IMPORTANT: HOLD HARMLESS AGREEMENT

I agree to release the Shiner Heritage Quilters and the Shiner KC Hall from all liability for any loss, damage, or theft of any article entered by me in the Shiner Heritage Quilters Show 2026. I give permission for photographs of my entry to be published in area newspapers and on the Shiner Heritage Quilters' website and social media.

Signature _____ Date _____

Quilt Entry Instructions – Shiner Heritage Quilters Show

Friday and Saturday March 20 & 21, 2026

You are invited to submit entries for the 2026 quilt show. Complete one entry form for each item you wish to enter. **Entry forms must be postmarked by Friday, February 6, 2026.**

Limit 4 entries per person. The entries will be accepted as display space allows. If you have multiple entries, you are asked to prioritize your entries on each entry form. Quilts that were exhibited in previous Shiner quilt shows are not eligible for the 2026 show.

The 2026 Shiner Heritage Quilters Show categories open to the public are:

- **Large Quilts Machine Quilted:** Bed sized quilts from twin to king size and large throws.
- **Large Quilts Hand Quilted:** Bed sized quilts from twin to king size and large throws.
- **Small Quilts Machine Quilted:** Baby quilts and small throws.
- **Small Quilts Hand Quilted:** Baby quilts and small throws.
- **Youth Quilts:** age 17 and under, any size.

All quilt entries must be clean and constructed of fabric. Quilts may be machine quilted, hand quilted or tied. All quilts must be bound or otherwise finished. Quilts wider than 90" may have to be gathered slightly to fit the quilt poles. Wall hangings, table runners, etc. are acceptable—use the longest dimension to determine the size category. Quilts with one or both dimensions 80" or longer are considered Large. Quilts with both dimensions less than 80" are considered Small. The Guild may reclassify odd-sized items at our discretion.

SLEEVES: All quilts larger than 30" wide will need sleeves. *For quilts longer than 92", attach the top of the sleeve 90" from the bottom edge of the quilt.* Please see the instruction sheet for directions for making sleeves for hanging quilts.

IDENTIFICATION: Make two matching fabric labels including your name, address, phone number **and the name of the quilt** as it appears on your entry form. Sew or baste one label to the bottom of the back of your quilt. Each quilt should be placed in a separate pillowcase or cloth bag. Attach the second matching label to this bag. Having the name of the quilt on the outside of the bag will help speed things along and identify your quilt easily.

DELIVERY OF ENTRIES: Deliver your entries to the **Shiner KC Hall, 102 S Ave G**, Shiner (two blocks south of Hwy 90A at 1st Street) on **Wednesday, March 18, 2026, from 10:30 am to 6:30 pm**. If you need to deliver at another time, please call Darcy Curtin at (832) 805-5222 to make special arrangements.

For your protection, you will receive a CLAIM CHECK for each entry at the time of check in. You will need this CLAIM CHECK to pick up each of your entries on Saturday after the show.

RETURN OF ENTRIES: No entry may be removed before the closing of the show. All entries can be picked up after the show has closed on Saturday March 21, 2026, between 4:00 pm and 6:00 pm. The person picking up the entry **MUST** have the claim check given on Wednesday. If someone other than the owner is picking up the item, his or her name must be on the claim check.

QUILT STORY: Please take the time to write the story of your quilt. Why was it made? Who was the quilt for? Is the quilt your original design or did you use a pattern or kit? Include any prizes the quilt has won and information of historical or sentimental significance. The story should be 50 words or less. We reserve the right to edit for clarity and length if necessary.

ENTRIES FOR SALE: Your entry may be identified for sale, but the Guild will not be involved directly in the sale of any entry.

Quilt Sleeve Instructions

How to sew a sleeve on the back of your quilt after binding

Sewing a sleeve on the back of your quilt makes it easy to hang the quilt for display at home or in a quilt show. The quilt sleeve can be permanent or temporary and it can be sewn on after or at the same time you apply the binding.

Sew on a Sleeve after Binding the Quilt:

1. Cut or piece together a piece of fabric to make a strip 9" tall and the same width as your quilt.
2. Fold under short edges $\frac{1}{4}$ " twice, toward the wrong side of the fabric to make a hem. Press, and sew a straight or zigzag seam to hem the sleeve.
3. Now, with the strip lengthwise, wrong sides together, align the raw edges and sew together with a $\frac{1}{2}$ " seam allowance. Press the seam allowance open.
4. Place the open seam allowance against the quilt's back. Center and pin the top edge of the tube to the back of the quilt, about $\frac{1}{2}$ " below the binding.
5. Use a whipstitch to sew the top edge of the tube to the quilt backing. Stitch into the batting occasionally to help strengthen the seam.
6. Smooth the sleeve downward along the quilt back, and then make a $\frac{1}{2}$ " fold along its length to create a pleat. Leaving the pleat intact, pin the sleeve bottom to the quilt.
7. Whipstitch the lower edge of the sleeve to the quilt. Remove pins. The sleeve will pooch out a bit to allow space for the hanging rod.
8. Whipstitch the back edges of the sleeve to the quilt. Leave the front edges unsewn to allow for rod insertion.



Fold sides and sew.



Sew lengthwise, wrong sides together.
Press seam open.



After sewing to quilt, sleeve will pooch out to allow space for rod.